






Score	5	4	3	2	1
Outline depiction					
Neck & Shoulders	Fat is evident along neck Bulging fat Neck is thick	Neck is thick Blends into shoulder	Fat deposits make the ventral and dorsal portions of the neck equivalent Shoulders are thick	Ventral portion of neck is thicker than dorsal portion	Emaciated Bone structure is easily identifiable No fat
Withers	Fat deposits make withers unidentifiable Withers are flat	Fat deposits are present	Withers is flatter Not bony in appearance	Withers are less emphasized, but still easily identifiable	Emaciated Bone structure is easily identifiable No fat
Loin & Back	Back is flat Patchy fat	Fat deposits are present and back appears flatter	Back is sloped to withers	Spinous processes are not individually identifiable, but the spine is still prominent Transverse processes are faintly discernible	Emaciated Spinous processes are easily identifiable
Tailhead & Hips	Hips/thighs are very round	Hips are rounded	Fat is around tailhead Hips are flat	Hooks are rounded, but still evident Pins may be slightly discernible	Hooks and pins are very prominent
Ribs	Fat deposits may be present, easily discernible	Fat deposits are present over ribs	Ribs are not visible, but easily discernible by touch	Ribs are discernible, but fat is evident by touch	Emaciated Ribs appear wide and depressed