






Score	5	4	3	2	1
Outline Depiction					
Neck & Shoulders	Fat is evident along neck Bulging fat Neck is thick	Fat deposits are present Fat wrinkles are present at bend of neck	Neck is thick Blends into shoulder	Ventral portion of neck is thicker than dorsal portion	Emaciated Bone structure is easily identifiable No fat
Withers	Fat deposits make withers unidentifiable Withers are flat	Fat deposits are present	Withers appears flatter	Withers are less emphasized, but still identifiable	Emaciated Bone structure is easily identifiable No fat
Loin & Back	Wide Back Patchy fat	Fat deposits are present and back appears flat	Back is flat	Spinous processes are not individually identifiable, but the spine is still prominent Transverse processes are faintly discernible	Emaciated Spinous processes are easily identifiable
Tailhead & Hips	Hips/thighs are very round	Hips are rounded	Fat is around tailhead Hips are flat	Hooks are rounded, but still evident Pins may be slightly discernible	Hooks and pins are very prominent
Ribs	Fat deposits may be present, easily evident	Fat deposits over ribs are wide and unevenly spaced	Ribs are not visible, easily discernible by touch	Ribs are discernible, but fat is evident by touch	Emaciated Ribs appear wide and depressed