



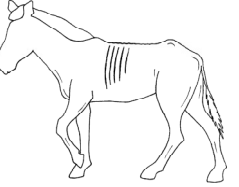


Section 1.2.2 – Generic equine system (Zebra; 5pt scale)

| Score | 5 | 4 | 3 | 2 | 1 |
|-------------------|---|--|---|---|---|
| Outline Depiction |  |  |  |  |  |
| Neck & Shoulders | Fat is evident along neck Bulging fat Neck is thick | Fat deposits are present Fat wrinkles are present at bend of neck | Neck is thick Blends into shoulder | Ventral portion of neck is thicker than dorsal portion | Emaciated Bone structure is easily identifiable No fat |
| Withers | Fat deposits make withers unidentifiable Withers are flat | Fat deposits are present | Withers appears flatter | Withers are less emphasized, but still identifiable | Emaciated Bone structure is easily identifiable No fat |
| Loin & Back | Wide Back Patchy fat | Fat deposits are present and back appears flat | Back is flat | Spinous processes are not individually identifiable, but the spine is still prominent Transverse processes are faintly discernible | Emaciated Spinous processes are easily identifiable |
| Tailhead & Hips | Hips/thighs are very round | Hips are rounded | Fat is around tailhead Hips are flat | Hooks are rounded, but still evident Pins may be slightly discernible | Hooks and pins are very prominent |
| Ribs | Fat deposits may be present, easily evident | Fat deposits over ribs are wide and unevenly spaced | Ribs are not visible, easily discernible by touch | Ribs are discernible, but fat is evident by touch | Emaciated Ribs appear wide and depressed |